



Performance Line Bundle Transfer / Ejector




STRENGTH

Systec Conveyors PBTE's construction assures its ability to handle up to a 100lb/ unit.



ADJUSTABILITY

PBTE's and pneumatic lift actuator assemblies are adjustable on 3" and 2.25" increments. The device can be installed at various locations within a bundle conveyor line.



ENGINEERING

The PLBTE drive is a direct drive assembly. It is tucked neatly under the framework of the device.



DESCRIPTION

Systec's Performance Line Bundle Transfer / Ejector or the PBTE is unique in that it can integrate with vision inspection systems to allow for the quarantine of defective loads.

Systec's PBTE integrates with zoned Performance Line Bundle Conveyor for the best control. The device is ideal for use at a corner allowing for maximum surge and straight cornering where registration is not an issue when building a load.

Based on the application, through optional load controls, loads can enter or exit. Within certain application, the device can act as a one, two, three or four way intersection.

As with all Systec Conveyors products and devices, safety is of the highest standard with the PBTE.. The device has been designed using precision laser cut parts for exact fit and function. The PTBE bars are all steel construction. This is a very low maintenance device applying the most advanced safety designs and features.

Performance Line Bundle Transfer / Ejector

Performance Line Bundle Transfer / Ejektor

SPECIFICATIONS

Between Frame Dimension	36", 48", 54", 60", 66
Device Lengths	12" + on 3" increments
Top-of-Roller Height	Bundle Conveyor Height
Drive Capacity	100lb / Unit
Conveyor Speeds	45, 60, 90, 120FPM
Motor	Flange Mounted, 1HP, 230/460volt, 3-Phase, 60 Hertz, Standard
Air Requirement	80PSI
Bundles/ Min	17 (36"x 36" Avg Bundle Size Strapped)

CONSTRUCTION

Belt Bar	Laser cut and welded steel construction
Belt Bar Mounting	Telespar Tube, 1" adjustability 3"-2.25"
Belt Guide	UHMW Plastic Belt Guide
Belt Pulleys	Machined Aluminium
Shaft	1" Diameter Drive Shaft
Bearing	1" Sealed for Life Bearing

CONTROL OPTIONS

Automatic	Positioning Controls with Electromechanical Sensor Actuation
	System can be integrated with Vision Inspection Systems
Safety Controls	Automatic Collision Safety
Manual	Push button Operation

The Leader in Conveyor Innovation!

10010 Conveyor Drive - Indianapolis, IN 46235
Tel: 317-890-9230 / 800-578-1755 Fax: 317-890-9232
www.systeconveyors.com

