



# De-Sheeting Device



Systec's patent pending De-Sheeting Device (DSD) is a very simple, yet very effectively engineered product for removing deck, or waste sheets from corrugated unit loads.

The DSD has been designed, like all Systec Conveyor products, with operator safety in mind. With the DSD, operators' are not required to stand on the conveyor to un-band the unitized load. Banding can simply be broken and pulled from the load while standing along side the conveyor. The operator can then fold down the deck sheet(s) which are funneled into the DSD as the conveyor automatically transfers the load to the DSD. Once the load is centered on the device, the DSD is actuated to grip and pull the deck sheet from beneath the load, while the integral backstop keeps the load together and square. After the de-sheeting is done, the load can then transfer to the next operation.


The DSD is ideal for facilities that process delivered, unitized sheets. Converting machines that have automatic prefeeders must have the deck sheet removed and the DSD is perfectly suited for this application.

The DSD, like all fine Systec Conveyor products, is an all- welded, steel frame construction, using precision laser cut parts for exact fit and function. This is a very low maintenance device applying the most advanced safety designs and features.



## OVERALL CONSTRUCTION

Systec's DSD features all - welded steel frame construction. This device features precision laser cut and machined components for longer life and maintenance free dependability.



## ADJUSTABILITY

Systec's DSD requires no adjustments after installation. The engineering of the DSD features a power driven deck or waste sheet removal system.



## DRIVE ASSEMBLY

Systec's DSD drive assembly is a simple hollow shaft drive, direct connection to the powered deck sheet removal system.

## SPECIFICATIONS

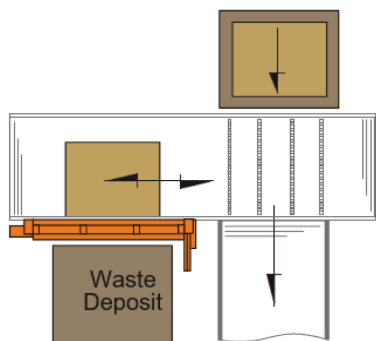
Between Frame Division	28" (at funnel feed end of device)
Diameter	10'-2 7/16" overall length
Top-of-Roller Height	For 12" T.O.R. standard (heights over 12" available)
Drive Capacity	3,500 lb/unit
Stripper Speeds	90 FPM
Gearmotor Rating	1 HP flange mounted 1 3/8" hollow bore
Air Requirement	80 PSI

## CONSTRUCTION

Frame	All-welded steel construction
Drums	6 5/8" Dia. x 96" Face x 1 1/2" Dia. shaft drive pulley 3" Dia. x 96" Face x 1" Dia. idler pulley

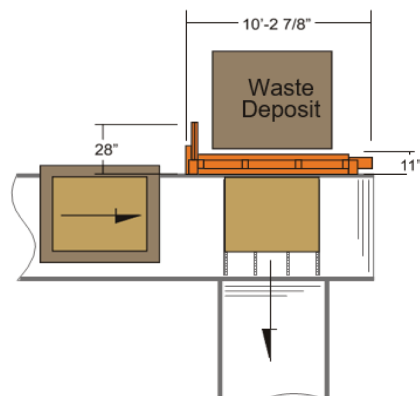
## CONTROL OPTIONS

Automatic	Positioning controls with electro-mechanical sensor actuation
Manual	Pushbutton operation



### Reversed Feed Configuration

1. Chain Transfer Device delivers load to DSD line and edge justifies.
2. Load is reverse fed to DSD and deck, or waste sheet(s) are stripped from load bottom.
3. Load is conveyed back to Chain Transfer Device and is then transferred to machine infeed line.



### Direct Feed Configuration

1. Edge justified load is fed directly into DSD.
2. Deck, or waste sheet(s) are stripped from load bottom.
3. Load is transferred with Chain Transfer Device to machine infeed line.